

# ParentPlus and StudentPlus Mobile Apps

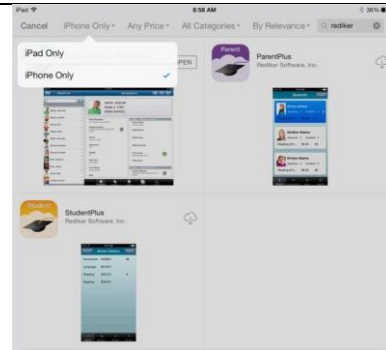


## *“Where can I find the apps?”*

The apps can be used on Android and iOS and are found on iTunes or Google Play by searching for “ParentPlus” and “StudentPlus” or just “Rediker” (among other keywords). We have also provided links to the apps on the [PlusPortal page of our website](#).

### *“I can’t find the apps on iTunes using my iPad.”*

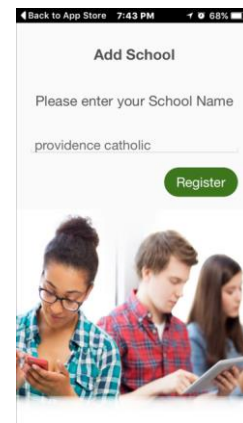
Currently, ParentPlus and StudentPlus are specifically iPhone and iPod apps, but they can also be used on the iPad. To find the apps when searching for them on iTunes using an iPad, just make sure that iPhone apps are selected.



### *“I have downloaded the app. What’s next?”*

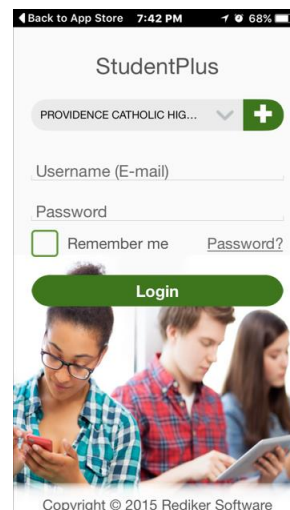
When you first open the app, it prompts you to enter a school name.

1. Enter **Providence Catholic** for the school name.
2. Tap the **Register** button.



3. Sign in with your email address and password to access the PlusPortals.

(Before using the app, make sure that you have already created your account via the internet, using the information that we provided each parent and student via email.)



*“How do I access multiple schools that use PlusPortals?”*

Click **Add School** button and follow the steps above.

You will then be able to select which school to log in as in the drop-down list of schools on the login screen.

