



# PROVIDENCE CATHOLIC HIGH SCHOOL

1800 W. Lincoln Highway • New Lenox, Illinois 60451 • (815) 485-2136 • [www.providencecatholic.org](http://www.providencecatholic.org)

**Fr. John Merkelis, OSA, President**  
[jmerkelis@providencecatholic.org](mailto:jmerkelis@providencecatholic.org)

March 27, 2018

Dear Parents of the Class of 2018,

“Well done, my good and faithful servant. Since you were faithful in small matters, I will give you great responsibilities. Come, share your master’s joy.” Mt. 25:21

I thought the quote from Matthew’s gospel would be a fitting way to open this letter, containing significant information regarding the concluding events of this school year. **Please read this letter carefully; I suggest you post it at home for easy reference.** The topics covered are:

## **Prom, Baccalaureate Mass, Senior Dinner Dance & Graduation**

### **PROM**

Where: Bolingbrook Country Club, 2001 Rodeo Dr., Bolingbrook, IL  
When: Friday, April 27, 2018  
Time: 6:30 p.m. until 10:30 p.m.  
Phone: (630) 771-9400

### **SENIOR DINNER DANCE**

Where: Tuscany Falls, 9425 W. 191<sup>st</sup> St., Mokena, IL  
When: Wednesday, May 16, 2018  
Time: 6:30 p.m. until 10:30 p.m.  
Phone: (708) 479-1919

### **BACCALAUREATE MASS**

Where: Providence Catholic Sacred Heart Gymnasium  
When: Monday, May 21, 2018  
Time: Seniors report to their 2<sup>nd</sup> hour class by 8:25 a.m.  
Mass begins at 8:50 a.m.

### **GRADUATION**

Where: Rialto Square Theatre, 102 N. Chicago St., Joliet, IL  
When: Thursday, May 24, 2018  
Time: 7:30 p.m.; Seniors arrive by 6:45 p.m.

## **PROM**

The annual Providence Catholic High School Junior/Senior Prom will be held at Bolingbrook Golf Club on Friday, April 27, 2018. The prom will be held between **6:30 p.m. and 10:30 p.m.** Bolingbrook Golf Club is located at 2001 Rodeo Dr., Bolingbrook, IL. An emergency telephone number for the night is (630) 771-9400. A picture order form is included for your convenience. Also, parents may use this online link to order photos by credit card: [Providence Catholic Prom 2018](#).

**We do not encourage freshmen and sophomores to attend the prom; however, it is our policy to allow them to be accompanied by a junior or senior member of the Providence Catholic student body if they have your permission.**

We are very concerned about allowing teenagers to be unsupervised in hotel rooms and enjoying all night parties with or without alcohol. We continue to be concerned about the safety of our children, especially within modern American culture, which promotes excessive celebration and directs advertising for such things toward adolescent consumers. Please consider the following points as you and your teenager make plans about your child's prom night.

1. Know and supervise your child's prom plans for the evening, including the students he/she will be with, how they will be transported to and from the prom, and their post prom plans.
2. Call the parents of the other students with whom your son/daughter will spend the evening so that there is a clear understanding of the group's plans. Working together for our children's safety is an ongoing responsibility which cannot be relinquished.
3. We at Providence Catholic expect that you will not rent a hotel room for your child and that you will not host a party which provides access to alcohol and/or other drugs.
4. If your child is traveling by limousine, please call the company directly and verify departure and arrival times, the total cost of transportation with no hidden charges for mileage, etc., and make sure that the company has a policy of not allowing or providing alcohol for under-aged customers.
5. We at Providence Catholic expect that our students will behave as responsible young people who are aware of the values and teachings of their Catholic faith. Please instruct your child that you expect him/her to celebrate in a responsible manner without the use of alcohol.
6. Please remember that we will bring breathalyzers to the prom and the senior dinner dance and will randomly breathalyze students. At prom and senior dinner dance, as at any Providence Catholic event, all disciplinary policies will be enforced.

7. Set a reasonable curfew for the evening's activities. No student or group of students needs to be out all night. A reasonable schedule of activities, including prom plus a stop for food or entertainment could easily be concluded no later than 2:00 AM. If you allow your child to remain overnight at another family's home, please call that family to confirm their presence and to verify the evening's plans.
8. Reinforce the fact that you are doing these things because you love your son/ daughter and want your child to enjoy the prom evening in a safe, responsible and supervised way.

## **SENIOR DINNER DANCE**

The Senior Dinner Dance will be held at **Tuscany Falls (9425 West 191<sup>st</sup> Street, Mokena, IL, (708) 479-1919)** on **Wednesday, May 16<sup>th</sup>** from **6:30 p.m. to 10:30 p.m.** Students will receive additional information in English classes in April, along with a request for students to RSVP. All parents and seniors are reminded that school policies are in effect at the dinner dance. Please keep in mind that the alcohol and drug policy will be enforced, and that the senior dinner dance is semi-formal, which means a dressed-up occasion.

## **BACCALAUREATE MASS**

You and your family are invited to join the graduating class, along with the faculty, staff, and student body, in the celebration of the Baccalaureate Mass on **Monday, May 21, 2018 beginning at 8:50 a.m.** in the Sacred Heart Gymnasium. Seniors should arrive at their second period class by 8:25 a.m. Immediately following the Mass, we will host a brief reception in the Immaculate Heart of Mary Gymnasium for all guests and graduates.

Seniors must wear appropriate dress for this celebration. Shirts and ties are required for boys and no extra decorations on the caps and gowns will be allowed. Failure to comply with our rules will result in the private conferral of the diploma and ineligibility to participate in the public graduation ceremony.

## **GRADUATION**

The Graduation of the Class of 2018 will be celebrated on **Thursday, May 24, 2018** at the Rialto Square Theater in Joliet beginning at **7:30 p.m.** The theater is located at 102 N. Chicago Street. Doors will be open promptly at 6:30 p.m. Admission is by ticket only, but seating in each section (main floor or balcony) will be on a first arrival basis. Graduates will receive **SIX tickets** (some main floor and some balcony) for parents and guests. These will be distributed to the graduates at graduation practice on May 17<sup>th</sup>. If you do not intend to use all six tickets, please return the unused tickets to Mrs. Ball so that requests from other families may be accommodated. **Requests for extra tickets must be made by Friday, May 4<sup>th</sup>. Requests for one or two tickets will be honored in the order in which they were received. If there are still tickets available after all requests for one or two are filled, requests for more than two will be honored until all tickets are issued. To request extra tickets you can either call (815) 717-3177 or email at [kball@providencecatholic.org](mailto:kball@providencecatholic.org).**

## **SCHOLARSHIPS & AWARDS**

Notification of all scholarships and awards must be turned in to the Counseling Office by **Friday, May 4, 2018** in order to be included in the graduation program. Information turned in after this date will not be included in the program.

## **BURNS PHOTOGRAPHY**

Burns Photography will be photographing all aspects of the 2018 Providence Catholic Graduation Ceremony.


The graduates gather prior to the ceremony as a group and many candid moments are captured by Burns Photography. Once the graduation ceremony begins, a photographer will photograph the diploma presentation on stage. These images may be viewed on the Burns Photography website. Images may be purchased through the website and parents and students order as they wish. This information will be distributed in their graduation packets as we get closer to the ceremony.

## **ATTACHMENTS**


Attached with this letter is a booklet entitled, Teens, Decisions, and the Law, which is provided by our Student Assistance Program. Please utilize the information and discuss these issues with your children.

In addition, we have included a letter from the Dean's Office, as well as the Graduation Yard Sign order form. Thank you for your work and your cooperation with us over the past four years. It has been our great pleasure to have your wonderful children as our students during their high school career at Providence Catholic High School.

Sincerely,



Fr. John D. Merkelis, OSA  
Acting President



Dr. John R. Harper  
Principal

JDM:JRH:kb  
Attachments

# Providence Catholic Prom 2018

## ONLINE ORDERING!



PRE-PAY ONLINE at  
**burnsphoto.net**

Select Pre-Pay Photo days

Available now **until 48 hours following picture day.**  
Late orders accepted online only; select Post Event.

### Package A

\$50

2-8x10

6-5x7

2-4x5

8 wallets

Facebook Image

### Package B

\$45

1-8x10

4-5x7

4-4x5

8 wallets

Facebook Image

### Package C

\$40

4-5x7

2-4x5

4 wallets

Facebook Image

### Package D

\$30.00

2-5x7

2-4x5

4 wallets

Facebook Image

### Package E

\$20.00

Digital File - CD

of a Couple Photo only

### Package F

\$25.00

2-4x5

4 wallets

Facebook Image

Share your photo with all your friends! For  
use for any digital media.

### Package G-GROUP

(3 or more people only. Every person in photo pays \$5. No exceptions.)

\$5.00 per person

1-5x7

### Option H

\$10.00 with package A-F

\$15.00 sold seperately

8 wallets

### Option J

\$15.00 with package A-F

\$22.00 sold seperately

16 wallets

### Option K

\$10.00 with package A-F

\$15.00 sold seperately

1-8x10

### Option L

\$10.00 with package A-F

\$15.00 sold seperately

2-5x7

Options may be added to any package including Group Photographs.  
Students adding Option H or J to Group Photographs are  
responsible for dividing photographs.







# PROVIDENCE CATHOLIC HIGH SCHOOL

1800 W. Lincoln Highway • New Lenox, Illinois 60451 • (815) 485-2136 • [www.providencethecatholic.org](http://www.providencethecatholic.org)

TO: THE CLASS OF 2018

## CONGRATULATIONS!

In order to assure your participation in The Class of 2018 commencement exercises, it is necessary that you complete the academic qualifications and comply with the disciplinary code for the remainder of the school year.

Some activities you should mark on your calendar:

1. Academic Awards Assembly - Tuesday, April 24<sup>th</sup> at 9:00 a.m. in the Sacred Heart Gym. (Students honored on this day will receive notification.)
2. Prom - Friday, April 27<sup>th</sup> (There is no school on this day)
3. Baccalaureate Mass - Monday, May 21<sup>st</sup> in the Sacred Heart Gym.
4. Senior Dinner Dance - Wednesday, May 16<sup>th</sup> in the evening.
5. Senior Breakfast - Thursday, May 17<sup>th</sup>, 7:55 a.m. (sponsored by the Alumni Association)
6. Graduation Practice - Thursday, May 17<sup>th</sup>, (following senior breakfast with dismissal after practice.)
7. Graduation - Thursday, May 24<sup>th</sup> at 7:30 p.m. at the Rialto Square Theatre. Report to the Rialto at 6:45 p.m.

NOTE: Attendance for graduation practice, Baccalaureate Mass and graduation are REQUIREMENTS. For graduation practice, regular dress code is required. For Baccalaureate Mass and graduation, senior boys are required to wear long pants, shirts and ties underneath their graduation gowns. Senior girls are required to wear dresses or skirts which come down to the knee or full-length dress slacks and appropriate top or blouse underneath their graduation gowns. (See student-parent handbook, pg. 48.)

## 8. EXAMS:

Tues., May 22 <sup>nd</sup>	Zero Hour	7:00 - 7:50
	Period 1	8:00 - 9:05
	Period 2	9:20 - 10:20
Wed., May 23 <sup>rd</sup>	Period 3	8:00 - 9:05
	Period 4	9:20 - 10:20
	Period 5	10:40 - 11:40
Thurs., May 24 <sup>th</sup>	Period 6	8:00 - 9:05
	Period 7	9:20 - 10:20

EACH STUDENT, IN ORDER TO PARTICIPATE IN COMMENCEMENT EXERCISES AND/OR RECEIVE A DIPLOMA, MUST SATISFY PENALTIES IMPOSED FOR POOR CONDUCT, FINANCIAL OBLIGATIONS AND ATTEND ALL BACCALAUREATE AND GRADUATION PRACTICES AND/OR SERVICES. (Student-Parent Handbook, pg. 26.)

Mr. Keith Healy  
Dean of Students

KH:pk



## Providence Catholic Graduation Yard Signs

Dear Parents,

This year we are offering you the chance to purchase a yard sign to commemorate your child's graduation from Providence Catholic High School. Please fill out the order form below and include your payment, cash or check made out to Providence Women's Club and return to the Main Office by April 23, 2018.

**CONGRATULATIONS!**

*Charlie*

**PROVIDENCE CATHOLIC  
HIGH SCHOOL**



**GRADUATE  
2018**



**Graduation Yard Sign**

**One Sided**

**24" x 18"**

**Stake included**

**Cost \$25.00**

Please print legibly. Not responsible for misspellings.

Student's First Name: \_\_\_\_\_

Parent Name: \_\_\_\_\_

Phone number: \_\_\_\_\_

Email: \_\_\_\_\_

Signs can be picked up Monday May 14, 2018 after school until 4:00pm at Door 4.



# **TEENS, DECISIONS AND THE LAW**



**A GUIDE FOR FAMILIES**  
*Provided by the  
Providence Catholic High School  
Student Assistance Program*



# What's Inside

---

- 1 Parents, Did You Know?
- 2 Teens, Alcohol & The Law
- 3 Adults and Underage Drinking
- 4 Legal Penalties for Underage Drinking and Driving
- 5 What Parents Can Do to Prevent Underage Drinking
- 8 Marijuana and Other Drugs
- 9 Heroin and Opioid Painkillers
- 10 Medicine Abuse
- 11 Hosting Teen Parties
- 12 Signs of Alcohol or Drug Abuse
- 13 How to Handle Drunk or Drugged Teens
- 14 Graduated Driver's License

Know Your Child's Friends  
and their Parents  
inside back cover

Contract for Life



Content of this booklet was organized with the help of the Grundy County Sheriff's Police, Grundy County State's Attorney's Office, and the Grundy County No Tolerance Task Force.

Any or all of the information contained in this document may be duplicated or distributed with permission. Sources of information provided in this document are available upon request from Anita Young, Chestnut Health Systems, at (815) 725-3868.

# Did you know. . .?

---

. . . That the younger a person is when he or she starts drinking, the more likely the individual will abuse alcohol or become an alcoholic?

It is important for parents, schools, and communities to take a firm stand against underage drinking. According to the National Institutes of Health, for every year a youth delays drinking, the risk of becoming addicted to alcohol goes down by 14 percent. Research has also shown that underage drinkers are more likely to be injured or killed in vehicle crashes, get into more fights, experience more problems at home and school, and have a higher risk of being sexually assaulted.

*Unfortunately, many parents and other adults give kids mixed messages and do not take a firm, “no tolerance” stand. They give excuses, such as “They won’t get hurt if they drink at my home.” But the reality is that kids who are allowed to drink at home are more likely to use alcohol outside the home and are more likely to develop behavioral and other health problems related to alcohol abuse.*

## Acknowledgments

Grundy County Sheriff's  
Police  
Kevin Callahan, Sheriff

Grundy County  
No Tolerance Task Force  
Paula Goodwin,  
Coordinator

Grundy-Kendall Regional  
Office of Education  
Chris Mehochko, Regional  
Superintendent

Grundy County State's  
Attorney's Office  
Jason Helland

Edition date:  
March 2018

## PARENT'S CHECKLIST

- ‡ Establish clear limits and apply them consistently. Don't tell teens that it's okay to drink in certain situations, because they are likely to think that it's okay in other situations, too.
- ‡ Set reasonable consequences for violating limits. Avoid threats, emotional outbursts, or physical punishments.
- ‡ Talk to—and listen to—your kids. Be open and supportive.
- ‡ Be a responsible role model. If you drink alcoholic beverages, do so responsibly.

# TEENS, ALCOHOL and The LAW

---

Illinois and many of its municipalities have passed tough laws concerning use of alcohol by minors. Two statewide “zero tolerance” laws have been in place since January 1, 1995. The laws make it illegal for drivers under the age of 21 to have even a trace of alcohol in their blood.

- The “Use It & Lose It” law requires an automatic 3-month suspension of a minor’s driver’s license if police detect even a trace of alcohol (0.01 or above) in the driver’s system. A second offense yields a 1-year suspension. Penalties are doubled if the minor refuses the sobriety test.
  
- If an underage driver is found to have a blood alcohol level of .08 or greater, he or she faces a drunken driving charge (DUI) and the loss of driving privileges. A first-time DUI conviction results in the revocation of the driver’s license for a minimum of two years.
  
- A minor cited for illegally purchasing, accepting, possessing, or consuming alcohol faces suspension of driving privileges as follows: 3 months for court supervision, 6 months on first conviction, 12 months on second conviction, and revocation of driver’s license for subsequent convictions under age 21. *See page 15 for more information.*
  
- A youth under the age of 21 faces a maximum fine of up to \$2,500 and up to 12 months in jail for possession or consumption of alcohol. Both are Class A misdemeanors.
  
- A person under age 21 who is driving a motor vehicle in which there is alcohol can have his or her license suspended for up to 1 year on the first offense. The license can be revoked on the second offense. Many people think that they are not violating the law if they simply ride in, and not drive, a vehicle in which there is an open container of alcoholic beverage. But passengers possessing an open container of alcohol can also be charged.
  
- Use of a fake ID or driver’s license can result in suspension of driving privileges for 1 year. The offender also faces up to 1 year in jail and \$500 minimum fine if convicted of a Class A misdemeanor. When a minor uses someone else’s driver’s license or ID, or loans his/her license or ID to a minor, both parties can have their driver privileges suspended and, if convicted, face first-offense penalties of up to 1 year in jail and fines up to \$2,500. Manufacturing or selling a driver’s license or state ID brings a 1-year revocation of driving privileges and a Class 4 Felony (1 to 3 years in prison and up to \$25,000 in fines) for the first offense.

# Adults and underage drinking

---

## Furnishing Alcoholic Beverages to Minors

It is illegal to provide alcohol to a person under age 21 (except in performance of a legitimate religious service). This is a Class A misdemeanor, punishable by a fine of not less than \$500 and up to \$2,500 and/or imprisonment of up to 1 year.

## Social Host Laws and Civil Liability for Parents

Individuals who knowingly allow underage drinking at parties in their homes can be charged with a Class A misdemeanor and face a fine of at least \$500. If a person dies or is seriously injured as a result of illegally provided alcohol, the adult provider can be charged with a Class 4 Felony, be sentenced to between 1 and 3 years of imprisonment, and receive up to \$25,000 in fines. The adult provider also faces the very real risk of being sued in civil court.

## Underage Drinking in Hotel Rooms

What about parents or other adults who rent a hotel room where minors are found to be drinking? The penalties can be severe. In addition to fines up to \$2,500 and possible jail time for a Class A misdemeanor, the adult(s) is/are liable for property and injury damages resulting from the minors' use of alcohol.

## Social Hosting in Rental Residences

According to new legislation passed in 2013, people who rent property (tenants or lessees) may be held criminally liable for knowingly allowing underage drinking on the property. The tenant who is hosting the party can be charged with a Class 4 misdemeanor punishable by a \$500 minimum fine. If the underage drinking results in someone being seriously injured or killed, the crime can become a Class 4 Felony punishable with 1 to 3 years in prison and fines up to \$25,000. The social host law in tenant situations includes a "safe harbor" provision that shields tenants from criminal liability if they request help from police to (1) remove someone who has refused to abide by the host's demand to stop consuming or possessing alcoholic beverages or (2) close down a party because they are unable to prevent minors from getting or drinking alcoholic beverages. To make the safe harbor effective, the tenant and party host must contact police before any other person makes a complaint to law enforcement about the party.

# Legal Penalties for Underage Drinking and Driving

---



Any person under the age of 21 may be charged with DUI if he/she has a BAC of .08 or more; more than .05 with additional evidence proving impairment; any illegal drugs in his/her system; or other indications of impaired driving.

If a minor (under age 21) is charged with DUI, he or she faces a minimum 2-year revocation of driving privileges on first offense.

On a second DUI offense, a minor faces a minimum 5-year revocation of driving privileges.

The family of a minor convicted of DUI will encounter numerous inconveniences and expenses. Costs will include money for bail, an attorney, fines, court-ordered assessments, and programs for remedial education and treatment. Adding to the parental sticker shock is the skyrocketing cost of high-risk insurance and the expense and inconvenience of taking time off work to help the child deal with the judicial system.

# Preventing Underage Drinking

---

## What Parents Can Do

- 1 Know the laws pertaining to minors and alcohol. Create family rules around alcohol and drug use, and discuss them—often—with your teenager. Research has shown again and again that parents have more influence on children than they realize.
- 2 Do not let your kids talk you into allowing them to drink alcohol in your home. Don't believe that it's better for them to drink at home than someplace else. Studies have shown that youth who are allowed to drink at home are more likely to drink elsewhere as well.
- 3 Do not allow graduation, prom, homecoming, and other occasions to be celebrated with teen drinking as a "reward." Underage drinking is not okay—even if teens stay overnight someplace and do not drive.
- 4 Consistently enforce a "no use" policy for your teen. If possible, you should establish this policy when your children are still in grade school, then review it with them at least once a year. Set up consequences for breaking this rule and discuss them as a family.

When you set a rule or a limit, you must be willing to expend the energy to enforce it. You should also set logical consequences in advance, and you and your child should agree on them in advance.

Grounding is a frequently used consequence, but there are many other consequences worth considering, such as community service, volunteer work at church, household jobs, or simply cutting back on privileges (e.g. earlier curfews, loss of driving privileges, etc.).



5

Homes where parents are absent can easily become party sites. If you must be out of town while your teen remains at home, make arrangements for adequate supervision and do the following:

- Have a trusted adult stay in the home.
- Alert neighbors.
- Inform the parents of your child's friends.
- Ask the police to watch your house.
- Stay in touch with your child by phone. You may also find it helpful to tell your neighbors and/or notify your police department.

6

Set groundrules for times when teens gather in your home:

- Adopt a "no revolving door" policy. Once teens leave your party, they should not come back in. This policy discourages guests from leaving your home to drink or use drugs.
- Do not have alcohol accessible to youth. Keep it out of the house or lock it up.
- If teens break a rule in your home, or if you have good reason to suspect they have broken a rule, they must leave.
- If one of your child's guests is under the influence of alcohol or drugs, call his or her parents to arrange safe transportation home. Don't give this responsibility to another teen.

7

Have and enforce a curfew time for your child. Be awake when your teen returns home from being out. If you must fall asleep, do so on a couch or your child's bed so you can have contact with your child when he or she returns home. These are often good times to talk.

8

Know where your child will be when he or she is away from home. Let your teen know that you expect a phone call if his or her plans change. Discuss and sign the Contract for Life found on the back page of this publication. Discuss possible situations in which they may need to call home for a ride or other help.

- 9 Have rules about overnights and enforce them consistently. If your teenager stays overnight with a friend, always check with the friend's parent(s) to make sure a responsible parent will be at home. If these arrangements cannot be made before the teen goes out, then deny permission.
- 10 Talk to your teen about how to handle situations where alcohol, drugs, or cigarettes are available. Listen to what your teen has to say. Find out what kinds of pressures he or she is facing. Help your teen think of ways to resist these pressures. Encourage your child to use you as the "heavy" when being pressured to do something unhealthy or illegal. For example: "Sorry, I can't. My mom gets mad if I stay out past curfew."
- 11 Don't underestimate the impact of alcohol and tobacco marketing and advertising on your teen. Youth are bombarded with commercial messages that glamorize and normalize the use of alcohol. Find out what your teen thinks about these messages and whether he or she understands that the purpose of these ads is to sell products and not to teach about their harmful effects. When you see advertising that you think sends an unhealthy message, talk to your child about why you feel that way.
- 12 Last, but not least, provide lots of love, support, and encouragement to your teen. Make it your goal to build a strong relationship with your child.

## Prevent.

*Who's the most powerful influence in your child's life? You, that's who.*

For great tips on parenting and other topics, visit [www.drugfree.org](http://www.drugfree.org)

# Marijuana and Other Drugs

---

## What Parents Need to Know



Marijuana is not a harmless substance. Marijuana is the most widely used illicit drug among youth today and is more potent than ever. Its use can lead to a host of significant health, social, learning, and behavioral problems at a crucial time when a young person's body and brain are still growing and developing. Getting high impairs memory, learning, and judgment, which can lead to poor decision-making on issues like sex, criminal activity, or riding with someone who is under the influence of drugs or alcohol. Research has shown that, compared to non-users, kids who use marijuana do more poorly in school, are more prone to depression and other mental health problems, are more likely to have problems with other drugs, and have a greater risk of getting pregnant or getting someone else pregnant.

Addiction is another risk for the marijuana user. Each year, more adolescents enter treatment with a primary diagnosis of marijuana dependence than for all other illegal drugs combined.

Marijuana does serious damage to the lungs. The amount of tar inhaled by a marijuana smoker and the level of carbon monoxide absorbed are three to five times greater than that among tobacco smokers. This may be due to the tendency of marijuana users to inhale more deeply and hold the smoke in the lungs.

Parents can do a lot to keep their child drug-free. Most parents are surprised to learn that they are the most powerful influence on their children when it comes to drugs. Young people are much less likely to use drugs when their parents talk to them regularly about the dangers of drug abuse. As children grow older, they continue to benefit from the presence of a caring parent who is involved in the child's life, who knows what the child is doing, and who sets limits with clear rules and consequences.

# Heroin and Opioid Painkillers

---

## A Growing Threat in Chicagoland Communities



A few years ago, heroin was seldom discussed in drug prevention programs. It was a drug associated with poverty and the inner city. But times have changed. Fatal heroin overdoses have grown dramatically in the suburbs, and particularly among young people. This is often attributed to the easy availability of heroin at cheap prices. Also, some people start on the path to heroin addiction by becoming addicted first to opioid prescription painkillers.

Illinois legislators have reacted to the heroin problem by passing two important laws:

The 911 Good Samaritan Overdose Law provides limited immunity from prosecution for drug possession for both the individual seeking help and the overdose victim during a drug overdose. This law provides limited immunity so the caller or victim won't hesitate to seek help by calling 911 or taking someone to an emergency room during a drug overdose.

The Overdose Prevention and Naloxone Expansion Law allows laypersons, bystanders, first responders, and others to administer the drug naloxone to someone who is overdosing on heroin or an opiate pill.

More information can be found at  
[www.stopoverdoseIL.org](http://www.stopoverdoseIL.org).

To find a local substance abuse treatment provider near you, use the Substance Abuse Treatment Facility Locator:

<http://findtreatment.samhsa.gov>  
800-662-HELP (4357)

# Medicine Abuse

---

## Prescription and OTC Medicines



Prescription and over-the-counter (OTC) medications have become popular drugs of abuse. At parties, the practice of sharing these drugs to get high is called "pharming."

Non-medical use of prescription and OTC drugs can be dangerous, especially in high doses or in combination with alcohol and other drugs. Such use can cause dramatic increases in blood pressure and heart rate, organ damage, difficulty in breathing, addiction, seizures, and possibly death.

Commonly abused medications include prescription painkillers such as OxyContin and Vicodin; stimulants like Ritalin and Adderall; sedatives like Valium and Xanax; and OTC products such as cough syrup containing the cough suppressant dextromethorphan (DXM).

Many adults are not aware that children or grandchildren are getting these drugs from their own homes. Another source is the Internet, where some websites sell prescription drugs without demanding a valid prescription or proof of age of the customer.

According to the Partnership for a Drug-free America, parents should monitor their own use of prescription and OTC drugs and make sure they are setting a good example. Additional tips are:

- Do an inventory of the contents of medicine cabinets, kitchen cabinets, or anywhere where you store medicines. Urge relatives and friends to the same.
- Monitor the pill quantities and medicine levels in your prescription and OTC containers.
- Put drugs away. If you currently need them, keep them in a place where you can get them, but your child cannot.
- If you have unneeded drugs left over from a previous condition or ailment, get rid of them. Call your city, village, or county police to find the nearest place to turn in unwanted medication safely and securely.
- Visit <http://stopmedicineabuse.org> for more information.

# Hosting Teen Parties

---

## How to prevent problems



Parties don't have to turn into problems. Your teen should be able to have fun socializing with friends, and one way to do this is at parties. With parental involvement and good planning, teen parties can be a fun and positive experience for everyone involved.

Parental knowledge and communication can be great protective forces for teens. Here are some important guidelines. You may wish to add guidelines of your own.

### When your teen is attending a party. . .

- Contact the parents of the teen who is hosting the party. Make sure the party will be supervised by responsible adults.
- Know exactly where your teen will be and how to reach him or her.
- Know exactly how your teen will get to and from the party.
- Make it clear to your teen when you expect him/her home.
- Discourage your teen from staying overnight with a friend after a party.

### When your teen is hosting a party. . .

- BE PRESENT!!!!
- Do not serve alcohol or drugs, or allow them to be served.
- Limit the number of people attending, and the length of the party.
- When guests leave, don't allow them to return to the party.
- Let your neighbors know what you are planning.
- Plan the party carefully *with* your teen.



# Signs That May Mean Your Child Is Abusing

## ALCOHOL OR DRUGS



- Changes in attitude and mood. Obvious loss of initiative. Emotional state changes rapidly. Easily upset. Doesn't seem to be as happy or outgoing as in the past.
- Unusual physical changes. Excessive weight loss in a short period of time. Change in sleep patterns, such as staying up late at night and sleeping half the day.
- Dropping grades in school. A slow decline or a sudden drop.
- Switching friends. Is your child isolating himself/herself from longtime friends? Is he/she involved with new friends whom you may not know very well.
- Change in clothing choices. New fascination with clothes that highlight drug or alcohol use.
- Defiant behavior. Pushing limits. Refusing to do chores.
- Becoming withdrawn and more secretive. Failing to disclose personal problems to parents. Failing to inform parents about activities. Avoiding family gatherings. Spending an unusual amount of time in his/her room.
- Change in personal hygiene. Sloppy dressing. Wearing the same clothes frequently. Bathing less often. New use of mouthwash or breath mints to mask the smell of alcohol, or use of eyedrops to reduce bloodshot eyes.
- Alcohol or prescription drugs disappearing. Prescriptions turn up missing, especially narcotics and mood stabilizers.
- Alcohol, drugs, or drug paraphernalia in youth's possession. Smell of alcohol, marijuana or other drugs in home or vehicle. Incense or other odor cover-ups used. Evidence of pipes or rolling papers.
- Money Problems. Youth is often borrowing money and reports "missing" money. Parents or siblings report money missing.

*Act as soon as possible to investigate and intervene in alcohol and drug use. Sources of help may include your child's school counselor, your local health department or a behavioral health agency. To find treatment, visit this online treatment locator: <http://findtreatment.samhsa.gov> or call 800-662-HELP (4357).*

# How to Handle DRUNK or DRUGGED TEENS


---



- 1 First of all, do not start a confrontation with your child, or any other teen, while he or she is under the influence of alcohol or other drugs. Delay the serious talk until he or she is sober.
- 2 Your immediate concern is the teen's health and safety. If you suspect an overdose or another possibly life-threatening problem, call 911 immediately. If the youth's situation is not life-threatening, make sure he or she is transported safely home. Do not rely on another teen to drive a drunk or drugged teen home.
- 3 Gather your thoughts and your evidence before you confront your child about his or her behavior. Discuss the problem with your child in a firm manner. Set appropriate consequences for the behavior, and enforce them. Make sure the child understands that privileges will be restored gradually as the child demonstrates that he or she has learned from the mistake and can once again be trusted.
- 4 Early intervention by a trained professional can prevent a small drug or alcohol problem from becoming a much bigger one. Sources of help and referrals can include your child's school counselor, the local health department or a mental health or behavioral health agency.
- 5 Make note of the Crisis Line hotline in your area, just in case you ever find yourself panicked about a difficult situation. Crisis Line is also a good place to find out where treatment is available.

*Crisis Line of Will & Grundy Counties: (815) 942-6611  
[www.willfinduhelp.org](http://www.willfinduhelp.org)*

*Crisis Line of Fox Valley (Kendall): (630) 966-9393*



# Graduated Driver's License

## Licensing Steps

### Age 15


The teen may obtain a two-year instruction permit with the consent of parent or adult guardian with the following conditions:

- Must be enrolled in an approved driver's education course and must pass vision and written tests
- Night-time driving restricted during these hours: Sun.-Thurs., 10 p.m. to 6 a.m., and Fri.-Sat., 11 p.m. to 6 a.m. (local curfews may differ)
- Permit must be held for 9 months minimum
- Must practice driving a minimum of 50 hours, including 10 hours at night, supervised by parent or adult over age 21 with a valid driver's license
- Must not acquire any driving convictions during 9-month permit phase
- Passengers limited to one in front seat and number of safety belts in back seat (all occupants must wear safety belts)
- All forms of cell phone use while driving are prohibited for drivers under the age of 19, except in case of emergency
- No texting while driving

### Age 16-17

For the teen to move into the initial licensing phase, the parent or legal guardian must certify that a minimum of 50 hours of practice driving, including 10 hours at night, has been completed. The teen must have completed a state-approved driver's education course and have the written consent of parent or legal guardian, either in person or via a notarized Affidavit/Consent for Minor to Drive form. The following conditions apply:

- Night-time driving restricted during these hours: Sun.-Thurs., 10 p.m. to 6 a.m., and Fri.-Sat., 11 p.m. to 6 a.m. (local curfews may differ)
- Must maintain conviction-free driving record for 6 months prior to getting full license at age 18
- All occupants must wear safety belts
- For the first 12 months of licensing, or until the driver turns 18, whichever occurs first, the number of passengers is limited to one person under age 20 unless the passenger is a sibling, stepsibling, child or stepchild of the driver. After this period, the number of passengers is limited to one in the front and the number of safety belts in the back seat
- All forms of cell phone use while driving are prohibited for drivers under the age of 19, except in case of emergency
- No texting while driving



# Graduated Driver's License

## Licensing Steps

---

### Full Licensing Phase—Ages 18 to 20

After meeting the conditions of the initial licensing phase, there are no age-related restrictions for the 18- to 20-year-old driver. However, effective July 1, 2014, a person age 18-20 who did not take an approved driver's education course in high school must successfully complete a six-hour adult driver education course before obtaining a driver's license.

For drivers under the age of 19, cell phone use while driving is prohibited, even with the use of a hands-free device, except in the case of emergency.

Texting while driving is prohibited.

### Important Related Laws

**Street Racing**—Driving privileges will be revoked for any person convicted of street racing, and law enforcement may impound the vehicle for up to five days.

**Alcohol Consumption**—A person under the age of 21 who is found guilty or granted court supervision for violating state law or local ordinance relating to illegal consumption, possession, purchase, or receipt of alcohol, regardless of whether a vehicle was involved, will face a loss of driving privileges, in addition to any fine imposed. Court supervision for any of these offenses will result in a 3-month suspension of driving privileges. A first conviction will result in a 6-month suspension of driving privileges. A second conviction will result in a 12-month suspension of driving privileges. A third conviction will result in a revocation of driving privileges.

See page 2 for more information about laws in Illinois related to underage drinking.



# Graduated Driver's License

## Parental Consent

### Parental Consent Required


Drivers age 16-17 must have the written consent of a parent or legal guardian to obtain a driver's license. The parent or legal guardian who gave initial consent may cancel the minor's license at any time, for any reason, until the driver turns 18. This can be done by contacting the Secretary of State's Office. Privileges will not be reinstated until the parent/guardian provides consent, or the driver turns 18. The teen driver must reapply for a license, take all applicable exams, and pay the appropriate fees.

### Parental Access to Driving Record

Parents may view their teen's (under age 18) driving record free of charge through the Secretary of State website.

## FIND OUT MORE

*For more information about the Graduated Driver's License, including the Parent-Teen Driving Contract, visit [www.cyberdriveillinois.com](http://www.cyberdriveillinois.com)*



# Know your Teen's Friends and their parents

---



Workplace demands and busy lifestyles make it difficult for many parents to really have a sense of who their child's friends are. Living in a fast-growing community where people are regularly moving in and moving out makes this even more difficult. Yet, these same conditions make it even more important to know what is going on (or not going on) among your child's friends and their parents. Here are a few suggestions:

## Make a Contact List

Keep a list or file containing names, addresses, and phone numbers of your child's friends. Include contact information for their parents. Keep this updated on your phone in case you need it to locate your child's whereabouts or contact another parent about an issue that has come up. If your child's school has a Safe Homes Program, sign up and get involved!

## Avoid "Drop and Run" Behavior

Resist the temptation to simply drop your child off at a friend's house or a school activity. It may save you time, but you are missing a great opportunity to get to know your child's peers and other adults in his/her life. Stick around at practices and games, even if for only a few minutes.

## Get to Know Other Parents

This can happen quite naturally as you escort your child to a friend's house, attend school functions, or watch sporting events. This is a great way to make friendships outside of work. It also makes it easier to arrange carpools and deal with problems.

## Include Your Child's Friends in Family Outings

Let your child invite a friend along when your family goes to the movies, the amusement park, or some other fun destination. Having these memories together can spark a longtime friendship.

## Be a Savvy Parent

Trust your child to make good choices, but be ready to talk with your child, and possibly intervene with other parents to address issues and prevent problems.



# A Contract for lffe



## Between Teenager & Parent

**TEENAGER:** I agree to call you for advice or for a ride at any hour, from any place, if I am ever in a situation in which I have been drinking, or a friend or a date who is driving has been drinking, or if I am unsure of a driver's ability and control.

---

Teen Signature

Date

**PARENT:** I agree to come and get you at any hour, any place, no questions asked and no argument at the time; or you may call your grandparents or take a taxi at my expense, to bring you home safely. I understand and agree to calmly discuss the situation at a later time. I also agree to seek safe, sober transportation home if I am ever in a situation in which I have had too much to drink or am not in total control of my driving ability.

---

Mother's Signature

Father's Signature

---

Date